

# NORWEGIAN DAWN DECK PLANS

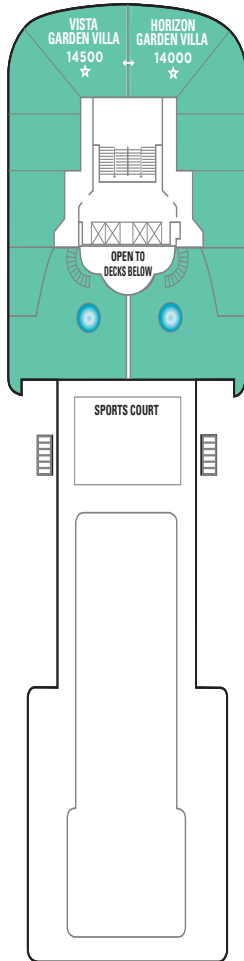
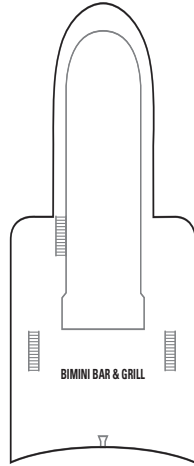
## FEATURES

- 17 Dining Options/  
12 Bars & Lounges
- 2 Main Pools\*1 Kids' Pool
- 6 Hot Tubs
- 6,694-square foot  
Garden Villas
- Casino
- Spa & Fitness Center
- Youth Centers

◆ Heated pool available

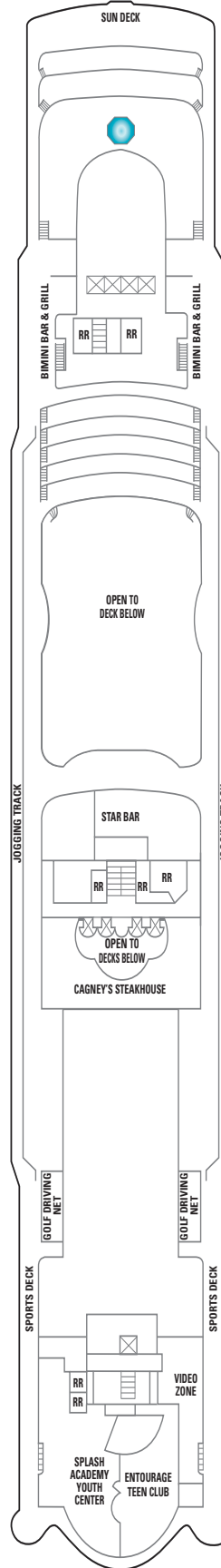
## SYMBOL LEGEND

- Stateroom with facilities for the disabled (For information, contact Reservations)
- PrivaSea partially enclosed balcony
- ↕ Connecting staterooms
- ▲ Third-person occupancy available
- + Third- and/or fourth-person occupancy available
- ★ Third-, fourth- and/or fifth-person occupancy available
- ☆ Up-to-sixth-person occupancy available
- ⊠ Elevator
- ⊞ Elevator
- RR Restroom

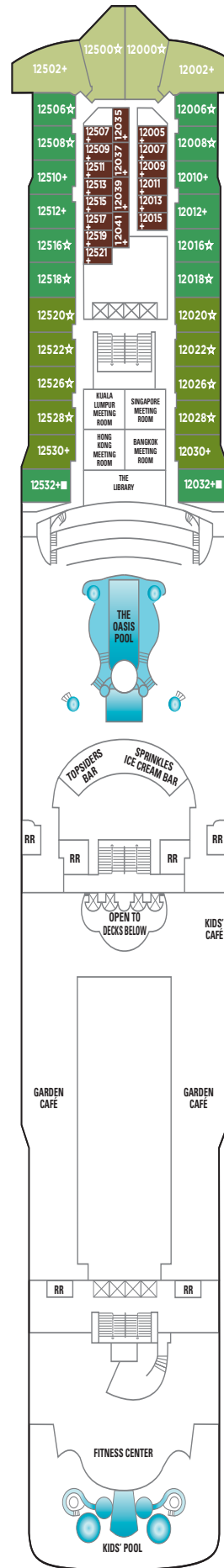


S1

DECK 14

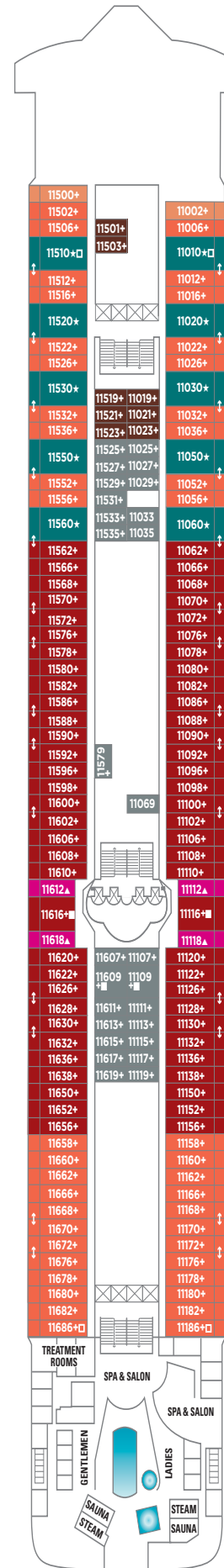


DECK 13



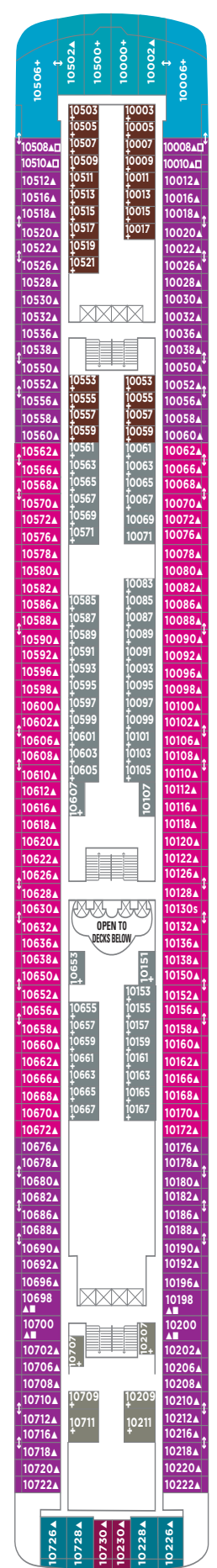
SA SD SJ IC

DECK 12



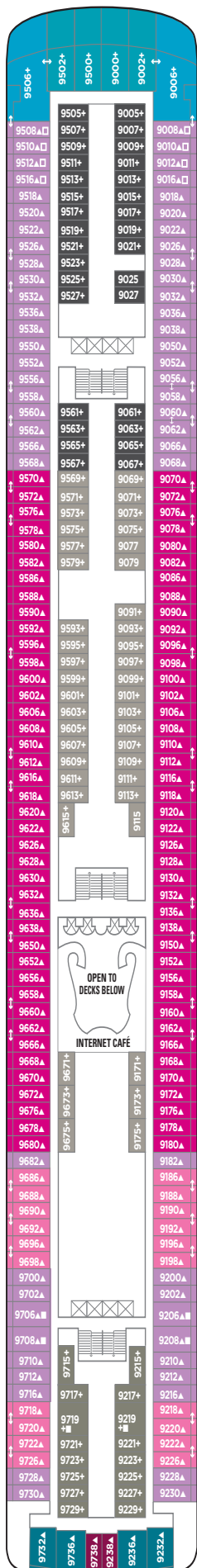
SC MA MB MX BA IA IC

DECK 11



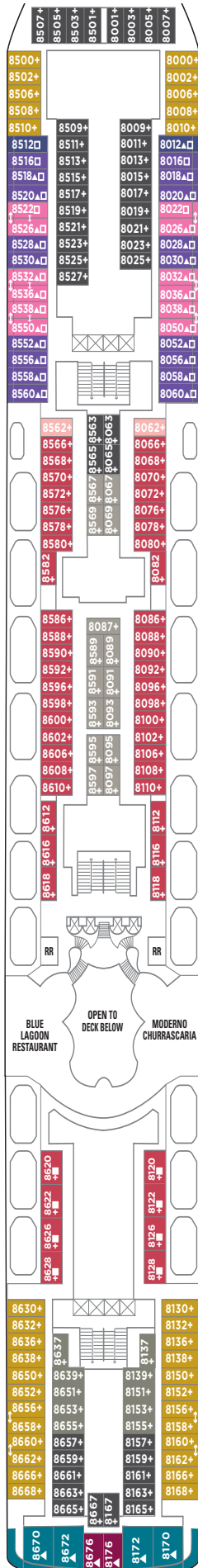
SB SE SF B1 BA BB I1 IA IC

DECK 10



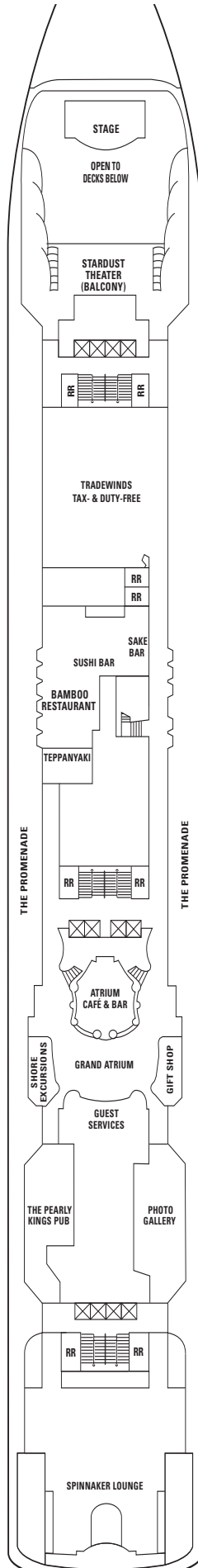
SB SE SF B1 B3 BA BC  
I1 IB ID

DECK 9

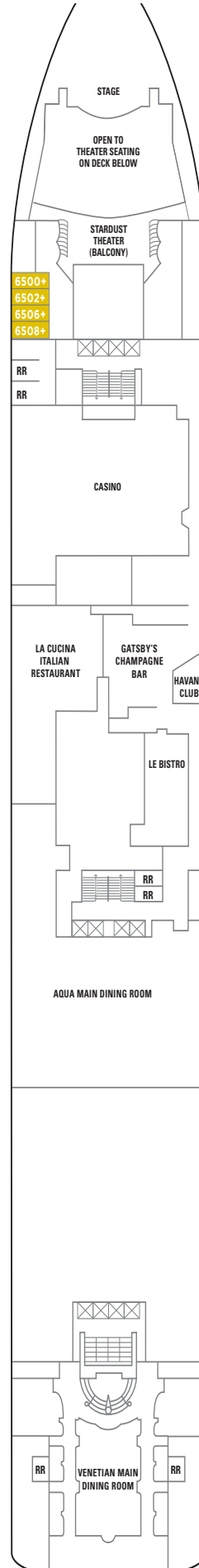


SF B1 B3 BD BX OA OK  
OX I1 IB ID

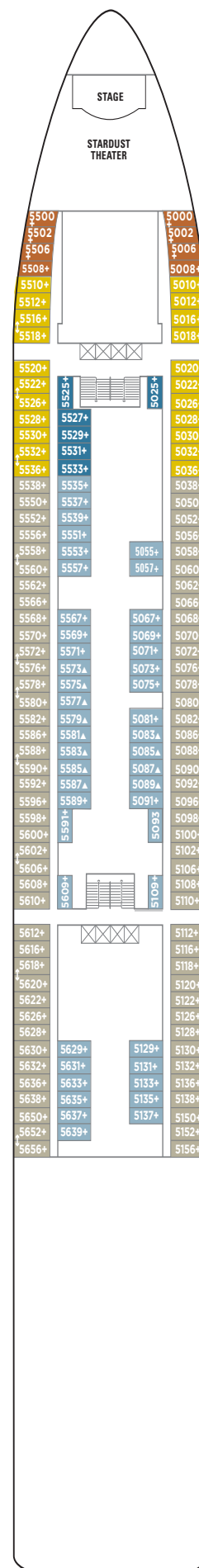
DECK 8



DECK 7

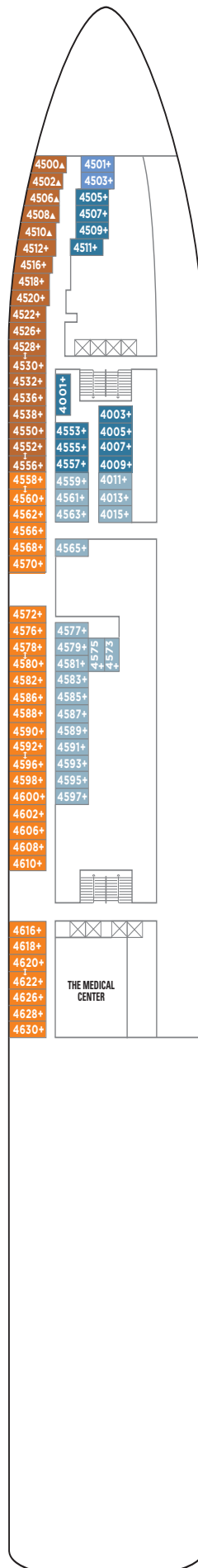


DECK 6



O1 OB OG IE IF

DECK 5



OF OG IE IF IX

DECK 4

# NORWEGIAN DAWN ACCOMMODATIONS

## GARDEN VILLA

Our extra-spacious Garden Villas include butler and concierge service. These generous accommodations include king- or queen-size beds, separate living and dining areas, luxury baths and private balconies.

### S1 3-BEDROOM GARDEN VILLA

With more than enough space to spread out, these Villas offer both butler and concierge service. These generous accommodations have three bedrooms, three-and-a-half bathrooms, king- or queen-size beds, a separate living and dining room, and outdoor dining on a private sundeck with a hot tub. Sleeps up to seven.



S1 3-BEDROOM GARDEN VILLA

## SUITES

All our suites include a butler and concierge service. These generous accommodations include king- or queen-size beds, separate living and dining areas and a luxury bath.

### SA DELUXE OWNER'S SUITE

A separate children's bedroom makes this Suite a perfect choice if you want to bring the kids. Does not include a balcony. Sleeps up to six.

### SB OWNER'S SUITE WITH DOUBLE BALCONY

These Suites feature a bedroom with a king-size bed, luxurwhirlpool tub and two amazing balconies. Sleeps up to four.

### SC 2-BEDROOM FAMILY SUITE WITH BALCONY

These Suites include a separate bedroom with queen-size bed as well as a separate children's bedroom and a private balcony. Sleeps up to six.

### SD FAMILY SUITE WITH BALCONY

These Suites feature a queen-size bed that converts to two lower beds, a sofa bed and additional bedding to sleep two more. Sleeps up to six.

### SE FORWARD-FACING PENTHOUSE WITH LARGE BALCONY

These suites include a queen-size bed, living area, dining area, luxury bathroom and a large private balcony. Sleeps up to four.

### SF AFT-FACING PENTHOUSE WITH LARGE BALCONY

These Penthouses are aft-facing, so they offer an amazing view from the large balcony. Sleeps up to three.

### SJ FAMILY SUITE

These Suites feature a queen-size bed that converts to two lower beds, a sofa bed and additional bedding to sleep two more. Does not include a balcony. Sleeps up to six.



SJ FAMILY SUITE

## MINI-SUITE AND BALCONY STATEROOMS

Mini-Suites offer a little more space than Balcony Staterooms. All staterooms feature two lower beds that convert to a queen-size bed.

### MA MID-SHIP MINI-SUITE WITH BALCONY

These Mini-Suites are located mid-ship, so you'll have easy access to everything on board. They also offer a private balcony with a great view. Sleeps up to four.

### MB MX MINI-SUITE WITH BALCONY\*

These Mini-Suites are located both forward and aft and they include a private balcony to enjoy the incredible view. Deck level and location determine the category. Sleeps up to four.

### B1 AFT-FACING BALCONY

These staterooms are aft-facing, so the view from the balcony is truly amazing. Sleeps up to three.

### B3 FAMILY BALCONY

These connecting staterooms have a pull-out sofa that accommodates one additional guest. Sleeps up to three.

### BA MID-SHIP BALCONY

These staterooms are located mid-ship, so you'll have easy access to everything on board. Sleeps up to three.

### BB BC BD BX BALCONY\*

These staterooms are located both forward and aft, so the view from the private balcony is amazing. Deck level and location determine the category. Sleeps up to three.



BB BALCONY

## OCEANVIEW AND INSIDE STATEROOMS

All feature two lower beds that convert to a queen-size bed.

### O1 FAMILY OCEANVIEW PICTURE WINDOW

These staterooms are perfect for families. They include additional bedding to sleep a total of four.

### OA OCEANVIEW PICTURE WINDOW

These staterooms are located on a middle deck, and they include additional bedding to sleep a total of four.

### OB MID-SHIP OCEANVIEW PICTURE WINDOW

These staterooms are mid-ship, so you'll have easy access to everything on board. They include additional bedding to sleep a total of four.

### OF MID-SHIP OCEANVIEW PORTHOLE WINDOW

These staterooms are mid-ship, so you'll have easy access to everything on board. They include additional bedding to sleep a total of four.

### OG OCEANVIEW PORTHOLE WINDOW

These staterooms feature a porthole to enjoy the view and include additional bedding to sleep a total of four. Deck level and location determine the category.

### OK OX OBSTRUCTED OCEANVIEW\*

These staterooms feature either a picture window or porthole with an obstructed view and additional bedding to sleep a total of four. Deck level and location determine the category.

### I1 FAMILY INSIDE

These staterooms offer enough space for the whole family and include additional bedding to sleep a total of four.

### IA IB IE MID-SHIP INSIDE\*

These staterooms are located mid-ship, so you'll have easy access to everything on board. Deck level and location determine the category. They also include additional bedding to sleep a total of four.

### IC ID IF IX INSIDE\*

These staterooms are located forward on lower decks and include additional bedding to sleep a total of four. Deck level and location determine the category.



OA OCEANVIEW PICTURE WINDOW

\*Visit [ncl.com](http://ncl.com) for information about the differences between these stateroom categories.



# NORWEGIAN DAWN SCHEMATICS

## S1 3-BEDROOM GARDEN VILLA

Sleeps up to seven.



## SB OWNER'S SUITE WITH DOUBLE BALCONY

Sleeps up to four.



## SC 2-BEDROOM FAMILY SUITE WITH LARGE BALCONY

Sleeps up to six.



## SJ FAMILY SUITE

Sleeps up to six.



## MA MID-SHIP MINI-SUITE WITH BALCONY

Sleeps up to four.



## BB BALCONY

Sleeps up to three.



## OA OCEANVIEW PICTURE WINDOW

Sleeps up to four.

